






Survey: Powell River's Vital Signs Community Survey


Report: Default Report

Survey Status		Respondent Statistics		Points Summary
Status:	Closed	Total Responses:	685	No Points Questions used in this survey.
Deploy Date:	07/18/2011	Completes:	572	
Closed Date:	08/25/2011	Partials:	113	






1. How do you rate the help and services in Powell River to assist people affected by low income, including children, seniors, First Nations, immigrants, and people with health problems?

	Responses	Percent
EXCELLENT: 	25	3.83%
GOOD: 	252	38.65%
FAIR: 	266	40.8%
BELOW AVERAGE: 	86	13.19%
POOR: 	23	3.53%
Total Responded to this question:	652	95.18%
Total who skipped this question:	33	4.82%
Total:	685	100%






2. [Optional] What are the top things we should do to address the gap between rich and poor in Powell River?

	Responses	Percent
Responses: 	350	100%
Total Responded to this question:	350	51.09%
Total who skipped this question:	335	48.91%
Total:	685	100%


3. How would you rate the current health of our local economy, taking into account things such as large and small businesses, industry, employment, real estate, tourism, taxes, and any other factors?

	Responses	Percent
EXCELLENT: 	2	0.31%
GOOD: 	135	20.8%
FAIR: 	333	51.31%
BELOW AVERAGE: 	147	22.65%
POOR: 	32	4.93%
Total Responded to this question:	649	94.74%
Total who skipped this question:	36	5.26%
Total:	685	100%

4. What do you think the future outlook is for Powell River to sustain a stable and active community?

	Responses	Percent
EXCELLENT: 	22	3.43%
GOOD: 	244	38.07%
FAIR: 	252	39.31%
BELOW AVERAGE: 	105	16.38%
POOR: 	18	2.81%
Total Responded to this question:	641	93.58%
Total who skipped this question:	44	6.42%
Total:	685	100%

5. [Optional] What things would be most important to work on to strengthen Powell River's economy?

	Responses	Percent
Responses: 	436	100%
Total Responded to this question:	436	63.65%
Total who skipped this question:	249	36.35%
Total:	685	100%


6. How is supply of full-time jobs at the right skill levels and pay levels for people who are looking for work in Powell River?

	Responses	Percent
EXCELLENT:	0	0%
GOOD:	22	3.55%
FAIR:	245	39.58%
BELOW AVERAGE:	257	41.52%
POOR:	95	15.35%
Total Responded to this question:		619 90.36%
Total who skipped this question:		66 9.64%
Total:		685 100%

7. What do you think of Powell River's chances to provide sufficient jobs in the future to support a stable and healthy community?

	Responses	Percent
EXCELLENT:	6	0.96%
GOOD:	93	14.88%
FAIR:	273	43.68%
BELOW AVERAGE:	209	33.44%
POOR:	44	7.04%
Total Responded to this question:	625	91.24%
Total who skipped this question:	60	8.76%
Total:	685	100%

8. [Optional] What are the most important things our community can do about work and employment in Powell River?






	Responses	Percent
Responses: 	353	100%
Total Responded to this question:	353	51.53%
Total who skipped this question:	332	48.47%
Total:	685	100%

9.


How do you rate your feeling of belonging and of being accepted as a part of the community life of Powell River?

	Responses	Percent
EXCELLENT:	170	27.2%
GOOD:	293	46.88%
FAIR:	117	18.72%
BELOW AVERAGE:	31	4.96%
POOR:	14	2.24%
Total Responded to this question:	625	91.24%
Total who skipped this question:	60	8.76%
Total:	685	100%

10. How do you feel about your opportunities to take part in or influence important community decisions?






	Responses	Percent
EXCELLENT: 	42	6.72%
GOOD: 	233	37.28%
FAIR: 	213	34.08%
BELOW AVERAGE: 	92	14.72%
POOR: 	45	7.2%
Total Responded to this question:	625	91.24%
Total who skipped this question:	60	8.76%
Total:	685	100%

11. [Optional] What are the most important things for people in the community to do about belonging and leadership in Powell River?






	Responses	Percent
Responses: 	339	100%
Total Responded to this question:	339	49.49%
Total who skipped this question:	346	50.51%
Total:	685	100%

12.


How do you rate the opportunity of immigrants to Powell River to get work and become part of the community in areas like making friends, finding good homes and becoming part of a neighbourhood?

	Responses	Percent
EXCELLENT: 	22	3.72%
GOOD: 	191	32.32%
FAIR: 	263	44.5%
BELOW AVERAGE: 	88	14.89%
POOR: 	27	4.57%
Total Responded to this question:	591	86.28%
Total who skipped this question:	94	13.72%
Total:	685	100%

13. How do you rate the opportunity for youth and young families to get work in Powell River and become part of the community in areas like making friends, finding good homes and becoming part of a neighbourhood?

	Responses	Percent
EXCELLENT: 	15	2.47%
GOOD: 	114	18.75%
FAIR: 	260	42.76%
BELOW AVERAGE: 	155	25.49%
POOR: 	64	10.53%
Total Responded to this question:	608	88.76%
Total who skipped this question:	77	11.24%
Total:	685	100%

14. [Optional] What are the most important things the community can do about people just getting started in the community?






	Responses	Percent
Responses: 	302	100%
Total Responded to this question:	302	44.09%
Total who skipped this question:	383	55.91%
Total:	685	100%

15.


How do you rate the amount and variety of arts and cultural activities that are offered in Powell River that you take part in?

	Responses	Percent
EXCELLENT:	225	36.89%
GOOD:	272	44.59%
FAIR:	85	13.93%
BELOW AVERAGE:	22	3.61%
POOR:	6	0.98%
Total Responded to this question:	610	89.05%
Total who skipped this question:	75	10.95%
Total:	685	100%

16. What is your view about job opportunities within Powell River for work in the area of arts and culture?

	Responses	Percent
EXCELLENT: 	11	1.82%
GOOD: 	134	22.22%
FAIR: 	286	47.43%
BELOW AVERAGE: 	128	21.23%
POOR: 	44	7.3%
Total Responded to this question:	603	88.03%
Total who skipped this question:	82	11.97%
Total:	685	100%

17. [Optional] What are the top things that can be done for arts and culture in Powell River?






	Responses	Percent
Responses: 	280	100%
Total Responded to this question:	280	40.88%
Total who skipped this question:	405	59.12%
Total:	685	100%

18.


How do you rate the progress you are making as an individual to increase recycling and composting and to reduce waste, energy use and harmful emissions?

	Responses	Percent
EXCELLENT:	153	25.08%
GOOD:	338	55.41%
FAIR:	96	15.74%
BELOW AVERAGE:	15	2.46%
POOR:	8	1.31%
Total Responded to this question:	610	89.05%
Total who skipped this question:	75	10.95%
Total:	685	100%

19. How do you feel Powell River is doing as a community on steps to help preserve or improve the environment?






	Responses	Percent
EXCELLENT: 	24	3.93%
GOOD: 	233	38.2%
FAIR: 	232	38.03%
BELOW AVERAGE: 	93	15.25%
POOR: 	28	4.59%
Total Responded to this question:	610	89.05%
Total who skipped this question:	75	10.95%
Total:	685	100%

20. [Optional] As a community, what should our top actions be to help the environment?

	Responses	Percent
Responses: 	357	100%
Total Responded to this question:	357	52.12%
Total who skipped this question:	328	47.88%
Total:	685	100%

21.


How do you rate access to good medical care and support within Powell River for you and your family's physical and mental health?

	Responses	Percent
EXCELLENT: 	89	14.57%
GOOD: 	274	44.84%
FAIR: 	169	27.66%
BELOW AVERAGE: 	63	10.31%
POOR: 	16	2.62%
Total Responded to this question:	611	89.2%
Total who skipped this question:	74	10.8%
Total:	685	100%

22. How easy is it for you and people you know in Powell River to get sufficient amounts and varieties of locally grown food?






	Responses	Percent
EXCELLENT:	63	10.38%
GOOD:	251	41.35%
FAIR:	214	35.26%
BELOW AVERAGE:	67	11.04%
POOR:	12	1.98%
Total Responded to this question:	607	88.61%
Total who skipped this question:	78	11.39%
Total:	685	100%

23. [Optional] What are your top issues about health and well-being in the community?






	Responses	Percent
Responses: 	321	100%
Total Responded to this question:	321	46.86%
Total who skipped this question:	364	53.14%
Total:	685	100%

24.


How do you rate the chances that people who need decent and safe rental housing in Powell River can find a place at prices they can afford?

	Responses	Percent
EXCELLENT: 	15	2.55%
GOOD: 	125	21.26%
FAIR: 	269	45.75%
BELOW AVERAGE: 	118	20.07%
POOR: 	61	10.37%
Total Responded to this question:	588	85.84%
Total who skipped this question:	97	14.16%
Total:	685	100%

25. How do you rate the chances for people who want home ownership in Powell River to find a decent house at an affordable price?






	Responses	Percent
EXCELLENT: 	67	11.15%
GOOD: 	229	38.1%
FAIR: 	200	33.28%
BELOW AVERAGE: 	80	13.31%
POOR: 	25	4.16%
Total Responded to this question:	601	87.74%
Total who skipped this question:	84	12.26%
Total:	685	100%

26. [Optional] What should our top housing priorities be for the community?






	Responses	Percent
Responses: 	306	100%
Total Responded to this question:	306	44.67%
Total who skipped this question:	379	55.33%
Total:	685	100%

27.


How do you rate the community's commitment to the value that everyone should get the skills and support they need to reach a good level of literacy and education?

	Responses	Percent
EXCELLENT: 	55	9.35%
GOOD: 	311	52.89%
FAIR: 	174	29.59%
BELOW AVERAGE: 	38	6.46%
POOR: 	10	1.7%
Total Responded to this question:	588	85.84%
Total who skipped this question:	97	14.16%
Total:	685	100%

28. How do you feel about the availability of community space and facilities to encourage reading, education and sharing of information?






	Responses	Percent
EXCELLENT: 	36	6.11%
GOOD: 	227	38.54%
FAIR: 	221	37.52%
BELOW AVERAGE: 	85	14.43%
POOR: 	20	3.4%
Total Responded to this question:	589	85.99%
Total who skipped this question:	96	14.01%
Total:	685	100%

29. [Optional] What goals and actions are most important when it comes to literacy and learning in Powell River?






	Responses	Percent
Responses: 	279	100%
Total Responded to this question:	279	40.73%
Total who skipped this question:	406	59.27%
Total:	685	100%

30.


How do you rate the community's progress in creating or encouraging alternate ways to get around Powell River to reduce car and truck use?

	Responses	Percent
EXCELLENT: 	18	3.01%
GOOD: 	154	25.71%
FAIR: 	225	37.56%
BELOW AVERAGE: 	140	23.37%
POOR: 	62	10.35%
Total Responded to this question:	599	87.45%
Total who skipped this question:	86	12.55%
Total:	685	100%

31. Looking to the future, what is your view that ferry service will be able to provide for the needs of Powell River at a price all residents can afford?

	Responses	Percent
EXCELLENT: 	5	0.83%
GOOD: 	13	2.16%
FAIR: 	85	14.1%
BELOW AVERAGE: 	191	31.67%
POOR: 	309	51.24%
Total Responded to this question:	603	88.03%
Total who skipped this question:	82	11.97%
Total:	685	100%

32. [Optional] What are the most important things we should do about transportation to places people need to go in and beyond Powell River?






	Responses	Percent
Responses: 	409	100%
Total Responded to this question:	409	59.71%
Total who skipped this question:	276	40.29%
Total:	685	100%

33.


How well is Powell River dealing with the effects drugs, vandalism and other anti-social behaviour on our community?

	Responses	Percent
EXCELLENT:	13	2.23%
GOOD:	177	30.36%
FAIR:	262	44.94%
BELOW AVERAGE:	92	15.78%
POOR:	39	6.69%
Total Responded to this question:		583 85.11%
Total who skipped this question:		102 14.89%
Total:		685 100%

34. What is your view of how ready Powell River is to handle a major emergency or catastrophe such as an earthquake, major toxic spill or epidemic?

	Responses	Percent
EXCELLENT: 	9	1.57%
GOOD: 	126	21.99%
FAIR: 	267	46.6%
BELOW AVERAGE: 	117	20.42%
POOR: 	54	9.42%
Total Responded to this question:	573	83.65%
Total who skipped this question:	112	16.35%
Total:	685	100%

35. [Optional] What are the top things that should be done in Powell River in the area of safety and security?


	Responses	Percent
Responses: 	266	100%
Total Responded to this question:	266	38.83%
Total who skipped this question:	419	61.17%
Total:	685	100%

36.


What is your own view of the overall quality of life in Powell River?

	Responses	Percent
EXCELLENT:	153	25.76%
GOOD:	342	57.58%
FAIR:	81	13.64%
BELOW AVERAGE:	13	2.19%
POOR:	5	0.84%
Total Responded to this question:	594	86.72%
Total who skipped this question:	91	13.28%
Total:	685	100%

37. What has contributed most to the quality of life in Powell River?

	Responses	Percent
Responses: 	464	100%
Total Responded to this question:	464	67.74%
Total who skipped this question:	221	32.26%
Total:	685	100%



38. Can you name something in particular that most improved the quality of life in Powell River over the last two years? If you can, what was that?

	Responses	Percent
Responses: 	287	100%
Total Responded to this question:	287	41.9%
Total who skipped this question:	398	58.1%
Total:	685	100%







39. How old are you?

	Responses	Percent
18 or under:	3	0.5%
19 - 30:	27	4.54%
31 - 40:	77	12.94%
41 - 50:	113	18.99%
51 - 65:	277	46.55%
65 or older:	98	16.47%
Total Responded to this question:		595 86.86%
Total who skipped this question:		90 13.14%
Total:		685 100%

40. Which sex are you?

	Responses	Percent
Male: 	228	38.45%
Female: 	365	61.55%
Total Responded to this question:	593	86.57%
Total who skipped this question:	92	13.43%
Total:	685	100%

41. Where do you live?

	Responses	Percent
City of Powell River: 	409	68.51%
Regional District - North: 	45	7.54%
Regional District - South: 	82	13.74%
Sliammon: 	32	5.36%
Texada: 	23	3.85%
Somewhere else (temporary or seasonal resident): 	6	1.01%
Total Responded to this question:	597	87.15%
Total who skipped this question:	88	12.85%
Total:	685	100%